

WINLAB PTY LTD

2 Pinnacle St, Brendale, Queensland, Australia, 4500

PO Box 5007, Brendale, Queensland, Australia, 4500

Ph: +61 7 3205 5233: Fax: +61 7 3205 1209

Email: info@winlab.com.au www.winlab.com.au**GL Science Inertsearch™ for LC Inertsil® Applications****The Others****For complete Product Description, Chromatograms****Price & Delivery in Australia & New Zealand contact****info@winlab.com.au or call 61 7 3205 5233**


GL Science Inertsearch™ for LC Inertsil® Applications The Others					
Data No Column	Data Title	Solutes	Eluent	Detection	
Data No. Z01 ODS-2-055	Inertsil ODS-2 5□□m PEEK 150 □~ 4.6 mm I.D.	Metal complexes of Acetylacetone	1. Cu (acac) ₂ 2. Acetophenone 3. Cr (acac) ₃ 4. Fe (acac) ₃ 5. Pd (acac) ₃	CH ₃ CN H ₂ O TFA Isocratic	UV 330 nm
Data No. Z02 ODS-2-056	Inertsil ODS-2 5□□m 250 □~ 4.6 mm I.D.	Anions	1. IO ₃ ⁻ 2. BrO ₄ ⁻ 3. Br ⁻ 4. NO ₃ ⁻ 5. I ⁻	CH ₃ CN H ₂ O HCl (n-C ₄ H ₉) ₄ NOH Isocratic	UV 215 nm
Data No. Z03 ODS-2-057	Inertsil ODS-2 5□□m 150 □~ 4.6 mm I.D.	Metal complexes of Etioporphyrin	1. Zn (Etioporphyrin complex) 2. V (Etioporphyrin complex) 3. H ₂ (Etioporphyrin complex) 4. Ni (Etioporphyrin complex) 5. Pb (Etioporphyrin complex) 6. Cu (Etioporphyrin complex)	CH ₃ OH Acetone Isocratic	VIS 400 nm
Data No.Z04 Ph-008	Inertsil Ph 5□□m 150 □~ 4.6 mm I.D..	Melamine	1. Cyanuric acid 2. Ammelide 3. Ammeline 4. Melamine	H ₂ O H ₃ PO ₄ C ₈ H ₁₇ -OSO ₃ Na Isocratic	UV 195 nm
Data No.Z05 C4-012	Inertsil C4 5□□m 150 □~ 4.6 mm I.D.	15- Dihydroxyanthraquinone	1. Toluene (30 □□L/mL) 2. 15- Dihydroxyanthraquinone (470 □□g/mL)	CH ₃ CN H ₂ O NaH ₂ PO ₄ Na ₂ HPO ₄ Isocratic	UV 240 nm
Data No.Z06 C4-013	Inertsil C4 5□□m 150 □~ 4.6 mm I.D.	Pyrones	1. 5-Hydroxy-2- hydroxymethyl-4-pyrone 2. 4-Pyrone-2-carboxylic acid 3. 2-Pyrone-5-carboxylic acid 4. 3-Hydroxy-2-methyl-4- pyrone 5. 4-Hydroxy-6-methyl-2- pyrone 6. 3-Hydroxy-2-methyl-4- pyrone propionate 7. 3-Hydroxy-2-methyl-4- pyrone isobutyrate	CH ₃ CN H ₂ O H ₃ PO ₄ Gradient	UV 270 nm
Data NoZ07 ODS-2-058	Inertsil ODS-2 5□□m 150 □~ 4.6 mm I.D.	C60 Buckminsterfullerene	1. C60 2. C70	Hexane Toluene Isocratic	UV 350 nm

WINLAB PTY LTD


2 Pinacle St, Brendale, Queensland, Australia, 4500

PO Box 5007, Brendale, Queensland, Australia, 4500

Ph: +61 7 3205 5233: Fax: +61 7 3205 1209

 Email: info@winlab.com.au www.winlab.com.au


GL Science Inertsearch™ for LC Inertsil® Applications The Others					
Data No Column	Data Title	Solutes	Eluent	Detection	
Data NoZ08 PREP-ODS-009	Inertsil PREP-ODS 10□□m 250 □~ 30 mm I.D.	Purification of C60 Buckminsterfullerene	1. C60 (0.01 % in Eluent) 2. C70 (0.01 % in Eluent)	CH ₃ CN Toluene Isocratic	UV 350 nm
Data NoZ09 ECONOPREP ODS-001	ECONOPREP ODS 40□□m 500 □~ 100 mm I.D.	Purification of C60 Buckminsterfullerene	1. C60 (0.01 % in Eluent) 2. C70 (0.01 % in Eluent)	CH ₃ CN Toluene Isocratic	UV 350 nm
Data NoZ10 C4-014	Inertsil C4 5□□m 150 □~ 4.6 mm I.D.	Anions	1. F ⁻ 2. Cl ⁻ 3. Br ⁻ 4. NO ₂ ⁻ 5. NO ₃ ⁻ 6. ClO ₃ ⁻ 7. SO ₄ ²⁻	H ₂ O Phthalic acid (n-C ₄ H ₉) ₄ NOH Isocratic	UV 254 nm
Data NoZ11 C4-015	Inertsil C4 5□□m 150 □~ 4.6 mm I.D.	Anions	1. CO ₃ ²⁻ 2. HPO ₄ ²⁻ 3. I ⁻ 4. ClO ₄ ⁻ 5. SO ₄ ²⁻ 6. S ₂ O ₃ ²⁻	CH ₃ CN H ₂ O Phthalic acid (n-C ₄ H ₉) ₄ NOH Isocratic	UV 254 nm>
Data NoZ12 C4-016	Inertsil C4 5□□m 150 □~ 4.6 mm I.D.	Anions in Rain water	1. Cl ⁻ 2. NO ₃ ⁻ 3. SO ₄ ²⁻	H ₂ O Phthalic acid (n-C ₄ H ₉) ₄ NOH Isocratic	UV 254 nm
Data NoZ13 C4-017	Inertsil C4 5□□m 150 □~ 4.6 mm I.D.	Anions in Tap water	1. Cl ⁻ 2. NO ₃ ⁻	H ₂ O Phthalic acid (n-C ₄ H ₉) ₄ NOH Isocratic	UV 254 nm
Data NoZ14 ODS-80A-023	Inertsil ODS-80A 5□□m 150 □~ 4.6 mm I.D.	Anions	1. F ⁻ 2. Cl ⁻ 3. Br ⁻ 4. NO ₂ ⁻ 5. HPO ₄ ²⁻ 6. NO ₃ ⁻ 7. ClO ₃ ⁻	H ₂ O Phthalic acid (n-C ₄ H ₉) ₄ NOH Isocratic	UV 254 nm
Data NoZ15 ODS-80A-024	Inertsil ODS-80A 5□□m 150 □~ 4.6 mm I.D.	Carbon cluster	1. C60 2. C70 3. C78 4. C75 5. C82 6. C84	CH ₃ CN Toluene Isocratic	UV 320 nm
Data NoZ16 ODS-3V-086	Inertsil ODS-3V 5□□m 150 □~ 4.6 mm I.D.	Naphthoquinones and Naphthalenediols	1. 14-naphthalenediol (0.06 mg/mL) 2. 12-naphthoquinone (0.06 mg/mL) 3. 13-naphthalenediol (0.06 mg/mL) 4. 12-naphthalenediol (0.06 mg/mL) 5. 14-naphthoquinone (0.06 mg/mL)	CH ₃ CN H ₂ O H ₃ PO ₄ KH ₂ PO ₄ Isocratic	UV 254 nm



GL Science Inertsearch™ for LC Inertsil® Applications The Others					
Data No Column	Data Title	Solutes	Eluent	Detection	
Data NoZ17 CN-3-015	Inertsil CN-3 5 □ □ m 150 □ ~ 4.6 mm I.D.	Aromatic compounds	1. Phenol (2.1 mg/mL) 2. Nitrobenzene (0.2 mg/mL) 3. Toluene (7.2 mg/mL)	CH ₃ CN H ₂ O Isocratic	UV 254 nm
Data NoZ18 CN-3-016	Inertsil CN-3 5 □ □ m 150 □ ~ 4.6 mm I.D.	Aromatic compounds	1. Toluene (7.2 mg/mL) 2. Nitrobenzene (0.2 mg/mL) 3. Phenol (2.1 mg/mL)	Hexane Ethanol Isocratic	UV 254 nm
Data NoZ19 ODS-P-009	Inertsil ODS-P 5 □ □ m 250 □ ~ 4.6 mm I.D.	Divinylbenzene	Divinylbenzene Mixture	CH ₃ CN H ₂ O Isocratic	UV 254 nm
Data No.Z20 Diol-001	Inertsil Diol 5 □ □ m 150 x 4.6 mm I.D.	Analysis of Benzene Derivatives	1. Benzene 2. Nitrobenzene 3. o-Nitroanisole	A) n-Hexane B) Ethanol A/B = 95/5 w/w	UV 254 nm
Data No.Z21 SIL-100A-004	Inertsil SIL-100A 5 □ □ m 150 x 4.6 mm I.D.	Analysis of Benzene Derivatives	1. Benzene 2. Nitrobenzene 3. o-Nitroanisole	A) n-Hexane B) Ethanol A/B = 95/5 w/w	UV 254 nm
Data No.Z22 CN-3-017	Inertsil CN-3 5 □ □ m 150 x 4.6 mm I.D.	Analysis of Benzene Derivatives	1. Acetophenone 2. Benzene 3. Toluene 4. Naphthalene	A) CH ₃ CN B) H ₂ O A/B = 30/70 w/w	UV 254 nm
Data No.Z23 Diol-005	Inertsil Diol 5 □ □ m 150 x 4.6 mm I.D.	Analysis of Benzene Derivatives	1. Acetophenone 2. Benzene 3. Toluene 4. Naphthalene	A) CH ₃ CN B) H ₂ O A/B = 30/70 w/w	UV 254 nm
Data No.Z24 Ph-3-005	Inertsil Ph-3 5 □ □ m 150 x 4.6 mm I.D.	Analysis of Benzene Derivatives	1. Acetophenone 2. Benzene 3. Toluene 4. Naphthalene	A) CH ₃ CN B) H ₂ O A/B = 30/70 w/w	UV 254 nm
Data No.Z25 Diol-006	Inertsil Diol 5 □ □ m 150 x 4.6 mm I.D.	Analysis of Aromatic Compounds	1. Ethylbenzene 2. n-Propylbenzene 3. n-Butylbenzene 4. Naphthalene 5. Anthracene	A) CH ₃ CN B) H ₂ O A/B = 40/60 v/v	UV 254 nm
Data No.Z26 ODS-3-050	Inertsil ODS-3 5 □ □ m 150 x 4.6 mm I.D.	Analysis of Aromatic Compounds	1. Naphthalene 2. Ethylbenzene 3. n-Propylbenzene 4. Anthracene 5. n-Butylbenzene	A) CH ₃ CN B) H ₂ O A/B = 70/30 v/v	UV 254 nm
Data No.Z27 Ph-3-006	Inertsil Ph-3 5 □ □ m 150 x 4.6 mm I.D.	Analysis of Aromatic Compounds	1. Ethylbenzene 2. Naphthalene 3. n-Propylbenzene 4. n-Butylbenzene 5. Anthracene	A) CH ₃ CN B) H ₂ O A/B = 40/60 v/v	UV 254 nm
Data No.Z28 CN-3-018	Inertsil CN-3 5 □ □ m 150 x 4.6 mm I.D.	Analysis of Samples for Column Selectivity	1. Uracil 2. Caffeine 3. Phenol 4. n-Butylbenzene 5. n-Amylbenzene 6. o-Terphenyl 7. Triphenylene	A) CH ₃ OH B) H ₂ O A/B = 60/40 v/v	UV 254 nm

WINLAB PTY LTD

2 Pinacle St, Brendale, Queensland, Australia, 4500

PO Box 5007, Brendale, Queensland, Australia, 4500

Ph: +61 7 3205 5233: Fax: +61 7 3205 1209

 Email: info@winlab.com.au www.winlab.com.au



GL Science Inertsearch™ for LC Inertsil® Applications The Others					
Data No Column	Data Title	Solutes	Eluent	Detection	
Data No.Z29 Diol-007	Inertsil Diol 5 □□m 150 x 4.6 mm I.D.	Analysis of Samples for Column Selectivity	1. Uracil 2. Caffeine 3. Phenol 4. n-Butylbenzene 5. n-Amylbenzene 6. o-Terphenyl 7. Triphenylene	A) CH ₃ OH B) H ₂ O A/B = 35/65 v/v	UV 254 nm
Data No.Z30 Ph-3-007	Inertsil Ph-3 5 □□m 150 x 4.6 mm I.D.	Analysis of Samples for Column Selectivity	1. Uracil 2. Phenol 3. Caffeine 4. n-Butylbenzene 5. n-Amylbenzene 6. Triphenylene 7. o-Terphenyl	A) CH ₃ OH B) H ₂ O A/B = 60/40 v/v	UV 254 nm
Data No.Z31 Diol-008	Inertsil Diol 5 □□m 150 x 4.6 mm I.D.	Analysis of Pyridine	1. Phenol 2. Pyridine	A) CH ₃ CN B) H ₂ O A/B = 20/80 w/w	UV 254 nm
Data No.Z32 CN-3-017	Inertsil CN-3 5 □□m 150 x 4.6 mm I.D.	Analysis of Benzene Derivatives	1. Toluene 2. Nitrobenzene 3. Phenol	A) n-Hexane B) Ethanol A/B = 95/5 v/v	UV 254 nm
Data No.Z33 CN-3-018	Inertsil CN-3 5 □□m 150 x 4.6 mm I.D.	Analysis of Benzene Derivatives	1. Phenol 2. Nitrobenzene 3. Toluene	A) CH ₃ CN B) H ₂ O A/B = 30/70 v/v	UV 254 nm
Data No.Z34 CN-3-019	Inertsil CN-3 5 □□m 150 x 4.6 mm I.D.	Analysis of Aromatic Compounds	1. Ethylbenzene 2. Naphthalene 3. n-Propylbenzene 4. n-Butylbenzene 5. Anthracene	A) CH ₃ CN B) H ₂ O A/B = 40/60 v/v	UV 254 nm
Data No.Z35 CN-3-020	Inertsil CN-3 5 □□m 150 x 4.6 mm I.D.	Analysis of Samples for Column Selectivity	1. Uracil 2. Caffeine 3. Phenol 4. n-Butylbenzene 5. n-Amylbenzene 6. o-Terphenyl 7. Triphenylene	A) CH ₃ OH B) H ₂ O A/B = 70/30 v/v	UV 254 nm
Data No.Z36 ODS-3-051	Inertsil ODS-3 5 □□m 150 x 4.6 mm I.D.	Analysis of Samples for Column Selectivity	1. Uracil 2. Caffeine 3. Phenol 4. n-Butylbenzene 5. n-Amylbenzene 6. o-Terphenyl 7. Triphenylene	A) CH ₃ OH B) H ₂ O A/B = 70/30 v/v	UV 254 nm
Data No.Z37 ODS-3-053	Inertsil ODS-3 5 □□m 250 x 4.6 mm I.D.	Analysis of Crotonitrile	1. Crotonitrile (trans cis)	A) CH ₃ CN B) H ₂ O A/B = 15/85 v/v	UV 210 nm
Data No.Z38 CN-3-021	Inertsil CN-3 5 □□m 250 x 4.6 mm I.D.	Analysis of Aromatic Compounds	1. Crotonitrile (trans cis)	A) CH ₃ CN B) H ₂ O A/B = 5/95 v/v	UV 210 nm
Data No.Z39 CN-3-022	Inertsil CN-3 5 □□m 150 x 4.6 mm I.D.	Analysis of Pyridine	1. Uracil 2. Pyridine 3. Phenol	A) CH ₃ OH B) H ₂ O A/B = 30/70 v/v	UV 254 nm
Data No.Z40 WP300 Diol-001	Inertsil WP300 Diol 5 □□m 250 x 4.6 mm I.D.	Analysis of Benzene Derivatives	1. Benzene 2. Nitrobenzene 3. o-Nitroanisole	A) n-Hexane B) Ethanol A/B = 98/2 v/v	UV 254 nm



GL Science Inertsearch™ for LC Inertsil® Applications The Others					
Data No Column	Data Title	Solutes	Eluent	Detection	
Data No.Z41 Diol-016	Inertsil Diol 5 □□m 250 x 4.6 mm I.D.	Analysis of Benzene Derivatives	1. Benzene 2. Nitrobenzene 3. o-Nitroanisole	A) n-Hexane B) Ethanol A/B = 98/2 v/v	UV 254 nm
Data No.Z42 WP300 Diol-002	Inertsil WP300 Diol 5 □□m 250 x 4.6 mm I.D.	Analysis of Benzene Derivatives	1. Acetophenone 2. Benzene 3. Toluene 4. Naphthalene	A) CH ₃ CN B) H ₂ O A/B = 24.5/75.5 w/w	UV 254 nm
Data No.Z43 Diol-017	Inertsil Diol 5 □□m 250 x 4.6 mm I.D.	Analysis of Benzene Derivatives	1. Acetophenone 2. Benzene 3. Toluene 4. Naphthalene	A) CH ₃ CN B) H ₂ O A/B = 24.5/75.5 w/w	UV 254 nm
Data No.Z44 SIL-100A-004	Inertsil SIL-100A 5 □□m 250 x 4.6 mm I.D.	Analysis of Polystyrene Standard	1. Polystyrene (0.2 mg/mL Mp 1020000) 2. Polystyrene (0.2 mg/mL Mp 115000) 3. Polystyrene (0.2 mg/mL Mp 9200) 4. Polystyrene (0.2 mg/mL Mp 950)	THF	UV 254 nm
Data No.Z45 SIL-150A-005	Inertsil SIL-150A 5 □□m 250 x 4.6 mm I.D.	Analysis of Polystyrene Standard	1. Polystyrene (0.2 mg/mL Mp 1020000) 2. Polystyrene (0.2 mg/mL Mp 115000) 3. Polystyrene (0.2 mg/mL Mp 9200) 4. Polystyrene (0.2 mg/mL Mp 950)	THF	UV 254 nm
Data No.Z46 WP300 SIL-001	Inertsil WP300 SIL 5 □□m 250 x 4.6 mm I.D.	Analysis of Polystyrene Standard	1. Polystyrene (0.2 mg/mL Mp 1020000) 2. Polystyrene (0.2 mg/mL Mp 115000) 3. Polystyrene (0.2 mg/mL Mp 9200) 4. Polystyrene (0.2 mg/mL Mp 950)	THF	UV 254 nm
Data No.Z47 SIL-100A-005	Inertsil SIL-100A 5 □□m 250 x 4.6 mm I.D.	Analysis of Benzene Derivatives	1. Benzene 2. Nitrobenzene 3. o-Nitroanisole	A) n-Hexane B) Ethanol A/B = 98/2 v/v	UV 254 nm
Data No.Z48 SIL-150A-006	Inertsil SIL-150A 5 □□m 250 x 4.6 mm I.D.	Analysis of Benzene Derivatives	1. Benzene 2. Nitrobenzene 3. o-Nitroanisole	A) n-Hexane B) Ethanol A/B = 98/2 v/v	UV 254 nm
Data No.Z49 WP300 SIL-002	Inertsil WP300 SIL 5 □□m 250 x 4.6 mm I.D.	Analysis of Benzene Derivatives	1. Benzene 2. Nitrobenzene 3. o-Nitroanisole	A) n-Hexane B) Ethanol A/B = 98/2 v/v	UV 254 nm
Data No.Z50 C8-3-015	Inertsil C8-3 5 □□m 150 x 4.6 mm I.D.	Analysis of Aromatic Compounds	1. Naphthalene 2. Ethylbenzene 3. n-Propylbenzene 4. Anthracene 5. n-Butylbenzene	A) CH ₃ CN B) H ₂ O A/B = 70/30 v/v	UV 254 nm
Data No.Z51 ODS-3-052	Inertsil ODS-3 5 □□m 150 x 4.6 mm I.D.	Analysis of Aromatic Compounds	1. Naphthalene 2. Ethylbenzene 3. n-Propylbenzene 4. Anthracene 5. n-Butylbenzene	A) CH ₃ CN B) H ₂ O A/B = 70/30 v/v	UV 254 nm



GL Science Inertsearch™ for LC Inertsil® Applications The Others					
Data No Column	Data Title	Solutes	Eluent	Detection	
Data No.Z52 C8-3-016	Inertsil C8-3 5 □□m 150 x 4.6 mm I.D.	Analysis of Non-ionic Compounds	1. Uracil 2. Acetophenone 3. Benzene 4. Toluene 5. Naphthalene	A) CH ₃ CN B) H ₂ O A/B = 60/40 v/v	UV 254 nm
Data No.Z53 C8-3-017	Inertsil C8-3 5 □□m 150 x 4.6 mm I.D.	Analysis of Basic Compounds	1. Uracil 2. Pyridine 3. Phenol	A) CH ₃ OH B) H ₂ O A/B = 30/70 v/v	UV 254 nm
Data No.Z54 C8-3-018	Inertsil C8-3 5 □□m 150 x 4.6 mm I.D.	Analysis of Acidic Compounds	1. Formic acid 2. Acetic acid	0.1 % H ₃ PO ₄	UV 210 nm
Data No.Z55 ODS-3-053	Inertsil ODS-3 5 □□m 250 x 4.6 mm I.D.	Analysis of Planar and Non-planar Compounds	1. Benzo[a]pyrene (BaP Planar) 2. Phenanthro[34- c]phenanthrene (PhPh Non-planar) 3. Tetrabenzonaphthalene (TBN Non-planar)	A) CH ₃ CN B) H ₂ O A/B = 85/15 v/v	UV 254 nm
Data No.Z56 ODS-2-059	Inertsil ODS-2 5 □□m 250 x 4.6 mm I.D.	Analysis of Planar and Non-planar Compounds	1. Phenanthro[34- c]phenanthrene (PhPh Non-planar) 2. Benzo[a]pyrene (BaP Planar) 3. Tetrabenzonaphthalene (TBN Non-planar)	A) CH ₃ CN B) H ₂ O A/B = 85/15 v/v	UV 254 nm
Data No.Z57 ODS-P-010	Inertsil ODS-P 5 □□m 250 x 4.6 mm I.D.	Analysis of Planar and Non-planar Compounds	1. Phenanthro[34- c]phenanthrene (PhPh Non-planar) 2. Tetrabenzonaphthalene (TBN Non-planar) 3. Benzo[a]pyrene (BaP Planar)	A) CH ₃ CN B) H ₂ O A/B = 85/15 v/v	UV 254 nm
Data No.Z58 ODS-P-011	Inertsil ODS-P 5 □□m 150 x 4.6 mm I.D.	Analysis of Planar and Non-planar Compounds	1. Phenanthro[34- c]phenanthrene (PhPh Non-planar) 2. Tetrabenzonaphthalene (TBN Non-planar) 3. Benzo[a]pyrene (BaP Planar)	A) CH ₃ CN B) H ₂ O A/B = 85/15 v/v	UV 254 nm
Data No.Z59 ODS-P-012	Inertsil ODS-P 5 □□m 150 x 4.6 mm I.D.	Analysis of Planar and Non-planar Compounds	1. Phenanthro[34- c]phenanthrene (PhPh Non-planar) 2. Benzo[a]pyrene (BaP Planar) 3. Tetrabenzonaphthalene (TBN Non-planar)	A) CH ₃ CN B) H ₂ O A/B = 85/15 v/v	UV 254 nm
Data No.Z60 ODS-P-013	Inertsil ODS-P 5 □□m 150 x 4.6 mm I.D.	Analysis of Planar and Non-planar Compounds	1. o-Terphenyl (Non- planar) 2. m-Terphenyl (Non- planar) 3. p-Terphenyl (Planar)	A) CH ₃ CN B) H ₂ O A/B = 85/15 v/v	UV 254 nm
Data No.Z61 ODS-2-060	Inertsil ODS-2 5 □□m 150 x 4.6 mm I.D.	Analysis of Planar and Non-planar Compounds	1. o-Terphenyl (Non- planar) 2. m-Terphenyl (Non- planar) 3. p-Terphenyl (Planar)	A) CH ₃ CN B) H ₂ O A/B = 85/15 v/v	UV 254 nm



GL Science Inertsearch™ for LC Inertsil® Applications The Others					
Data No Column	Data Title	Solutes	Eluent	Detection	
Data No.Z62 ODS-3-054	Inertsil ODS-3 5 μm 150 x 4.6 mm I.D.	Analysis of Planar and Non-planar Compounds	1. o-Terphenyl (Non-planar) 2. m-Terphenyl (Non-planar) 3. p-Terphenyl (Planar)	A) CH ₃ CN B) H ₂ O A/B = 85/15 v/v	UV 254 nm
Data No.Z63 ODS-P-020	Inertsil ODS-P 5 μm 250 x 4.6 mm I.D.	Analysis of Divinylbenzene (Mixed Isomers)	1. Divinylbenzene (Mixed Isomers)	A) CH ₃ CN B) H ₂ O A/B = 65/35 v/v	UV 254 nm
Data No.Z64 ODS-3-057	Inertsil ODS-3 5 μm 250 x 4.6 mm I.D.	Analysis of Divinylbenzene (Mixed Isomers)	1. Divinylbenzene (Mixed Isomers)	A) CH ₃ CN B) H ₂ O A/B = 65/35 v/v	UV 254 nm
Data No.Z65 ODS-P-021	Inertsil ODS-P 5 μm 250 x 4.6 mm I.D.	Analysis of Xylene Isomers	1. o-Xylene 2. m-Xylene 3. p-Xylene	A) Ethanol B) □□-Cyclodextrin/H ₂ O = 5/995 v/v A/B = 50/50 v/v	UV 254 nm
Data No.Z66 ODS-3-058	Inertsil ODS-3 5 μm 250 x 4.6 mm I.D.	Analysis of Xylene Isomers	1. o-Xylene 2. m-Xylene 3. p-Xylene	A) Ethanol B) □□-Cyclodextrin/H ₂ O = 5/995 v/v A/B = 50/50 v/v	UV 254 nm
Data No.Z67 ODS-P-024	Inertsil ODS-P 5 μm 150 x 4.6 mm I.D.	Analysis of Planar and Non-planar Compounds	1. Phenanthro[34-c]phenanthrene (PhPh Non-planar) 2. Tetrabenzonaphthalene (TBN Non-planar) 3. Benzo[a]pyrene (BaP Planar)	A) CH ₃ CN B) H ₂ O A/B = 85/15 v/v	UV 254 nm
Data No.Z68 ODS-P-025	Inertsil ODS-P 5 μm 150 x 4.6 mm I.D.	Analysis of Planar and Non-planar Compounds	1. Phenanthro[34-c]phenanthrene (PhPh Non-planar) 2. Benzo[a]pyrene (BaP Planar) 3. Tetrabenzonaphthalene (TBN Non-planar)	A) CH ₃ CN B) H ₂ O A/B = 85/15 v/v	UV 254 nm
Data No.Z69 ODS-P-026	Inertsil ODS-P 5 μm 150 x 4.6 mm I.D.	Analysis of Planar and Non-planar Compounds	1. Phenanthro[34-c]phenanthrene (PhPh Non-planar) 2. Benzo[a]pyrene (BaP Planar) 3. Tetrabenzonaphthalene (TBN Non-planar)	A) CH ₃ CN B) H ₂ O A/B = 85/15 v/v	UV 254 nm
Data No.Z70 ODS-3-062	Inertsil ODS-3 5 μm 150 x 4.6 mm I.D.	Analysis of Planar and Non-planar Compounds	1. Benzo[a]pyrene (BaP Planar) 2. Phenanthro[34-c]phenanthrene (PhPh Non-planar) 3. Tetrabenzonaphthalene (TBN Non-planar)	A) CH ₃ CN B) H ₂ O A/B = 85/15 v/v	UV 254 nm
Data No.Z71 ODS-3-063	Inertsil ODS-3 5 μm 150 x 4.6 mm I.D.	Analysis of Planar and Non-planar Compounds	1. Benzo[a]pyrene (BaP Planar) 2. Phenanthro[34-c]phenanthrene (PhPh Non-planar) 3. Tetrabenzonaphthalene (TBN Non-planar)	A) CH ₃ CN B) H ₂ O A/B = 85/15 v/v	UV 254 nm




GL Science Inertsearch™ for LC Inertsil® Applications The Others					
Data No Column	Data Title	Solutes	Eluent	Detection	
Data No.Z72 ODS-3-064	Inertsil ODS-3 5 □□m 150 x 4.6 mm I.D.	Analysis of Planar and Non-planar Compounds	1. Benzo[a]pyrene (BaP Planar) 2. Phenanthro[34-c]phenanthrene (PhPh Non-planar) 3. Tetrabenzonaphthalene (TBN Non-planar)	A) CH ₃ CN B) H ₂ O A/B = 85/15 v/v	UV 254 nm
Data No.Z73 ODS-3-065	Inertsil ODS-3 5 □□m 150 x 4.6 mm I.D.	Analysis of Planar and Non-planar Compounds	1. Benzo[a]pyrene (BaP Planar) 2. Phenanthro[34-c]phenanthrene (PhPh Non-planar) 3. Tetrabenzonaphthalene (TBN Non-planar)	A) CH ₃ CN B) H ₂ O A/B = 85/15 v/v	UV 254 nm
Data No.Z74 ODS-80A-026	Inertsil ODS-80A 5 □□m 150 x 4.6 mm I.D.	Analysis of Planar and Non-planar Compounds	1. o-Terphenyl (Non-planar) 2. m-Terphenyl (Non-planar) 3. p-Terphenyl (Planar)	A) CH ₃ CN B) H ₂ O A/B = 85/15 v/v	UV 254 nm
Data No.Z75 ODS-P-029	Inertsil ODS-P 5 □□m 250 x 4.6 mm I.D.	Analysis of Pyridine	1. Phenol 2. Pyridine	A) CH ₃ OH B) H ₂ O A/B = 30/70 v/v	UV 254 nm
Data No.Z76 Ph-3-008	Inertsil Ph-3 5 □□m 150 x 4.6 mm I.D.	Analysis of Aromatic Compounds	1. Ethylbenzene 2. Naphthalene 3. n-Propylbenzene 4. n-Butylbenzene 5. Anthracene	A) CH ₃ CN B) H ₂ O A/B = 50/50 v/v	UV 254 nm
Data No.Z77 Ph-009	Inertsil Ph 5 □□m 150 x 4.6 mm I.D.	Analysis of Aromatic Compounds	1. Ethylbenzene 2. Naphthalene 3. n-Propylbenzene 4. n-Butylbenzene 5. Anthracene	A) CH ₃ CN B) H ₂ O A/B = 50/50 v/v	UV 254 nm
Data No.Z78 Ph-3-010	Inertsil Ph-3 5 □□m 150 x 4.6 mm I.D.	Analysis of Basic Compounds	1. Uracil 2. Pyridine 3. Phenol	A) CH ₃ CN B) H ₂ O A/B = 30/70 v/v	UV 254 nm
Data No.Z79 Ph-3-011	Inertsil Ph-3 5 □□m 150 x 4.6 mm I.D.	Analysis of Basic Compounds	1. Uracil 2. Phenol 3. Pyridine	A) CH ₃ OH B) 20 mM (NH ₄) ₂ HPO ₄ (pH 7.0; H ₃ PO ₄) A/B = 30/70 v/v	UV 254 nm
Data No.Z80 Ph-011	Inertsil Ph 5 □□m 150 x 4.6 mm I.D.	Analysis of Basic Compounds	1. Uracil 2. Pyridine 3. Phenol	A) CH ₃ OH B) 20 mM (NH ₄) ₂ HPO ₄ (pH 7.0; H ₃ PO ₄) A/B = 30/70 v/v	UV 254 nm
Data No.Z81 WP300 Diol-001	Inertsil WP300 Diol (5 μm 250 x 7.6 mm I.D.)	Analysis of Polyethyleneglycol (GFC mode)	1. Polyethyleneglycol M.W. 500000 (1 mg/mL) 2. Polyethyleneglycol M.W. 20000 (1 mg/mL) 3. Polyethyleneglycol M.W. 8000 (1 mg/mL) 4. Polyethyleneglycol M.W. 4000 (1 mg/mL) 5. Polyethyleneglycol M.W. 300 (1 mg/mL)	H ₂ O Isocratic	RI

WINLAB PTY LTD

2 Pinnacle St, Brendale, Queensland, Australia, 4500
 PO Box 5007, Brendale, Queensland, Australia, 4500

Ph: +61 7 3205 5233: Fax: +61 7 3205 1209

Email: info@winlab.com.au www.winlab.com.au



GL Science Inertsearch™ for LC Inertsil® Applications The Others					
Data No Column	Data Title	Solutes	Eluent	Detection	
Data No.Z82 WP300 Diol-002	Inertsil WP300 Diol (5 µm 250 x 7.6 mm I.D.)	Analysis of Protein (SEC mode)	1. Ferritin M.W. 440000 □i 40µg/mL□j 2. Transferrin human M.W. 80000 □i260µg/mL□j 3. Trypsinogen M.W. 25000 □i160µg/mL□j 4. Lysozyme M.W. 14300 □i 80µg/mL□j 5. Insulin M.W. 6000 □i460µg/mL□j	H ₂ O NaCl NaH ₂ PO ₄ Na ₂ HPO ₄ Isocratic	UV 280 nm
For complete Product Description, Chromatograms Price & Delivery in Australia & New Zealand contact info@winlab.com.au or call 61 7 3205 5233					